

TU865

Compact Product Suite hardware selector



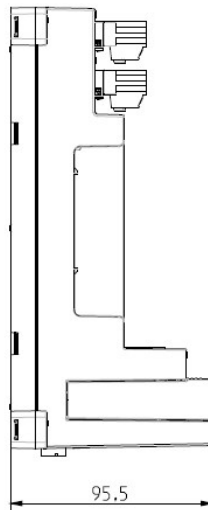
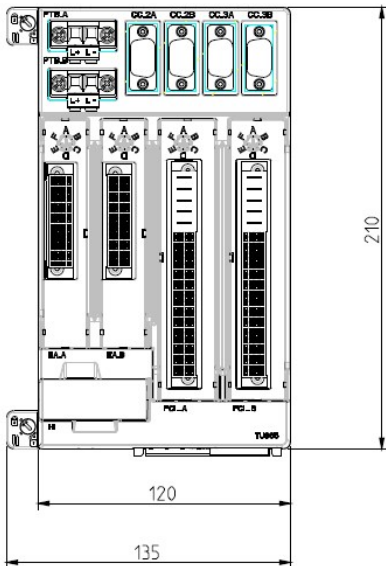
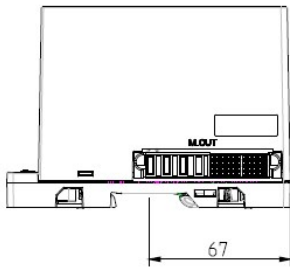
Select I/O is an Ethernet networked, single channel granular I/O system for the ABB Ability™ System 800xA automation platform. Select I/O helps decouple project tasks, minimizes the impact of late changes, and supports standardization of I/O cabinetry ensuring automation projects are delivered on time and under budget.

The TU865 is an Ethernet Fieldbus Communication Interface Module Termination Unit (MTU) for connection to up to 12 Select I/O MTUs and hosts single and redundant Ethernet Adapters (TC810, TC811) and Ethernet FCI Communications Interface Modules (CI845s) for reliable communications with the AC 800M controllers. The TU865 also hosts an optional High Integrity Module (HI880) for use in SIL 3 safety applications and mounting is on a vertical DIN rail. One TL814K01 cover plate is included with every TU865.

Features and benefits

- Two mounting slots for connecting single/redundant CI845 Ethernet FCI modules
- Two mounting slots for connecting single/redundant Ethernet Adapters
- Two connectors for connecting single/redundant 24 V power supplies
- Two Modulebus connectors for connecting the I/O cluster (only Select I/O components can be connected)
- Power supply for (internally powered) field devices
- A slot for an HI880 High Integrity module
- Mountable on a 35 mm DIN rail

More info



General info

Article number	3BSE078712R1
Communication protocol	Ethernet
Type	MTU for Ethernet FCI (Select I/O)
Mechanics	Select I/O

Detailed data

Installation in Hazardous Area/Locations	Yes/Yes
--	---------

Environment and certification

Temperature, Operating	-40 °C (-40 °F) to +70 °C (158 °F)
Temperature, Storage	-40 °C (-40 °F) to +85 °C (185 °F)
Pollution degree	Pollution Degree 2 acc. to IEC 60664-1
Relative humidity	5 to 95 %, non-condensation
Altitude	-1000 to 5000 m (restrictions apply)
Mechanical operating conditions	IEC 61131-2
EMC	IEC/EN 61000-6-4, IEC/EN 61000-6-2
Overvoltage categories	Category II acc. to IEC 60664-1
Protection class	IP20 acc. to IEC 60529
CE-marking	Yes
UKCA	Yes
Electrical Safety	IEC/EN 61010-1 UL 61010-1 CSA-C22.2 No. 61010-1-12 IEC/EN 61010-2-201 UL 61010-2-201 CSA C22.2 No. 61010-2-201
Marine certification	DNV, ABS
Corrosive atmosphere	G3
RoHS compliance	EU RoHS, UAE RoHS, CN RoHS
WEEE compliance	EU
Hazardous Area ATEX	II 3G Ex nA IIC T4 Gc II 3G Ex ec IIC T4 Gc II 3G Ex ic nA IIC T4 Gc II 3G Ex ic ec IIC T4 Gc
Hazardous Area IECEx	Available on IPA: II 3G Ex nA IIC T4 Gc II 3G Ex ec IIC T4 Gc II 3G Ex ic nA IIC T4 Gc II 3G Ex ic ec IIC T4 Gc
Hazardous Location US/CAN	cULus CL I, ZN 2, AEx ec IIC T4 Gc, Ex ec IIC T4 Gc X CL I, ZN 2, AEx nA IIC T4 Gc, Ex nA IIC T4 Gc X CL I, DIV 2, Groups A-D T4
Hazardous Area CCC	Ex ec IIC T4 Gc Ex ec ic IIC T4 Gc

Dimensions

Width	135 mm
Depth	95.5 mm
Height	210 mm
Weight (including base)	500 g

—
**solutions.abb/compactproductsuite
solutions.abb/controlsystems**

—
We reserve the right to make technical changes to the products or modify the contents of this document without prior notice. With regard to purchase orders, the agreed particulars shall prevail. ABB does not assume any responsibility for any errors or incomplete information in this document.

We reserve all rights to this document and the items and images it contains. The reproduction, disclosure to third parties or the use of the content of this document – including parts thereof – are prohibited without ABB's prior written permission.

Copyright© 2024 ABB All rights reserved